

2014

TRE372 - TRE00058E

Restitution report

[RESTITUTION CAMPAIGN]

Generated on 4 November 2014, at 14:18

Table of content

Table of content	1
Restitution summary	3
General information :	4
Record campaign : (on download)	4
Thresholds and stats : (on download)	4
Alerts	5
Block: Periodic Temp	5
Graphs	9
Bloc : Periodic Acc	9
Ax	9
Ay	9
Az	9
AngleX	10
AngleY	10
AngleZ	10
Bloc : Periodic Temp	11
Temperature	11
Humidity	12
VBat	13
Bloc : Energy	14

Table of content (next)

Energy X	14
Energy Y	14
Energy Z	14
Full arrays	15
Bloc : Periodic Acc	15
Bloc : Periodic Temp	19
Bloc : Shocks	23
Bloc : Energy	24
Bloc : Evènements	25

Restitution summary

General information :

Serial number :	TRE00058E
Description :	TRE37 tests
ID :	1422
Product type :	TRE372
Firmware version:	1.3.63
Software version :	7 . 8 . 30 . 1

Record campaign : (on download)

Campaign start :	Le 03/11/2014 à 15h36
Campaign end :	Le 04/11/2014 à 14h16
Records:	314
Recording period :	10 min
Sampling period :	10 min
Presence period :	1 min
Transmit period :	10 min

Thresholds and stats : (on download)

Block	Sensor	Low threshold 2	Low threshold 1	High threshold 1	High threshold 2	Records	Min	Max	Average	Std deviation
Periodic Acc	Ax	-	-	-	-	137	0.039 G	0.066 G	0.053 G	0.006 G
	Ay	-	-	-	-	137	-0.035 G	-0.004 G	-0.018 G	0.007 G
	Az	-	-	-	-	137	0.968 G	1.003 G	0.985 G	0.007 G
	AngleX	-	-	-	-	137	2.239 °	3.808 °	3.050 °	0.338 °
	AngleY	-	-	-	-	137	-2.015 °	-0.224 °	-1.037 °	0.427 °
	AngleZ	-	-	-	-	137	75.388 °	90.000 °	80.235 °	2.342 °
Periodic Temp	Temperature	-15.000 °C	10.000 °C	19.470 °C	60.000 °C	137 (137)	22.060 °C	26.030 °C	23.211 °C	1.104 °C
	Humidity	-	-	-	-	137	50.800 %	64.200 %	59.104 %	3.245 %
	VBat	-	-	-	-	137	3.330 V	3.582 V	3.566 V	0.022 V
Shocks	Max Ax	-	-	-	-	18	0.195 G	9.207 G	1.737 G	2.595 G
	Max Ay	-	-	-	-	18	0.156 G	7.980 G	1.527 G	1.940 G
	Max Az	-	-	-	-	18	1.160 G	9.898 G	3.081 G	2.490 G

Block	Sensor	Low threshold 2	Low threshold 1	High threshold 2	High threshold 1	Records	Min	Max	Average	Std deviation
	Duration	-	-	-	-	18	5.000 ms	1477.00 ms	185.444 ms	372.006 ms
	Acc Norm	-	-	3.000 G	5.000 G	18	0.005 G	0.057 G	0.016 G	0.015 G
FreeFall	Height	-	-	-	-	0	- cm	- cm	- cm	- cm
	Energy	-	-	-	-	0	- J/kg	- J/kg	- J/kg	- J/kg
Energy	Energy X	-	-	-	-	18	0.000 J/Kg	18.499 J/Kg	1.815 J/Kg	5.148 J/Kg
	Energy Y	-	-	-	-	18	0.000 J/Kg	15.845 J/Kg	1.025 J/Kg	3.616 J/Kg
	Energy Z	-	-	-	-	18	0.001 J/Kg	8.293 J/Kg	0.891 J/Kg	2.091 J/Kg
	Duration	-	-	-	-	18	5.000 ms	1477.00 ms	185.444 ms	372.006 ms
	Energy Norm	-	-	-	-	18	0.001 J/kg	21.112 J/kg	2.956 J/kg	6.352 J/kg
Evènements	event	-	-	-	-	4	0.000	3.000	1.000	1.225
	status	-	-	-	-	4	0.000	0.000	0.000	0.000
	VCC	-	-	-	-	4	2.970 V	2.970 V	2.970 V	0.000 V
	Alcaline	-	-	-	-	4	0.140 V	0.220 V	0.190 V	0.031 V
	Lithium	-	-	-	-	4	3.280 V	3.350 V	3.315 V	0.030 V
	Board Temp	-	-	-	-	4	25.920 °C	26.030 °C	25.970 °C	0.050 °C

Alerts

Block: Periodic Temp

Packet	Date	Time	Temperature	Humidity	VBat
000005	2014/11/03	15:40:21	26.030 °C	50.800 %	3.330 V
000007	2014/11/03	15:50:00	25.480 °C	52.200 %	3.564 V
000009	2014/11/03	16:00:00	25.150 °C	53.300 %	3.564 V
000013	2014/11/03	16:10:00	25.020 °C	53.800 %	3.564 V
000015	2014/11/03	16:20:00	24.980 °C	53.900 %	3.564 V
000019	2014/11/03	16:30:00	24.970 °C	54.000 %	3.564 V
000021	2014/11/03	16:40:00	24.990 °C	54.000 %	3.564 V
000023	2014/11/03	16:50:00	24.980 °C	53.900 %	3.564 V
000025	2014/11/03	17:00:00	24.970 °C	53.800 %	3.564 V
000035	2014/11/03	17:10:00	24.990 °C	53.700 %	3.564 V
000037	2014/11/03	17:20:00	25.050 °C	53.400 %	3.564 V
000041	2014/11/03	17:30:00	25.080 °C	52.900 %	3.564 V
000045	2014/11/03	17:40:00	25.080 °C	53.100 %	3.582 V
000047	2014/11/03	17:50:00	25.090 °C	52.900 %	3.582 V
000051	2014/11/03	18:00:00	25.120 °C	53.200 %	3.564 V
000053	2014/11/03	18:10:00	25.120 °C	52.300 %	3.582 V
000055	2014/11/03	18:20:00	24.950 °C	53.000 %	3.582 V
000057	2014/11/03	18:30:00	24.710 °C	53.500 %	3.564 V
000059	2014/11/03	18:40:00	24.490 °C	54.000 %	3.564 V
000061	2014/11/03	18:50:00	24.280 °C	54.300 %	3.564 V
000063	2014/11/03	19:00:00	24.090 °C	54.600 %	3.582 V
000065	2014/11/03	19:10:00	23.930 °C	54.900 %	3.564 V
000067	2014/11/03	19:20:00	23.790 °C	55.100 %	3.564 V
000069	2014/11/03	19:30:00	23.640 °C	55.300 %	3.564 V
000071	2014/11/03	19:40:00	23.510 °C	55.400 %	3.564 V
000073	2014/11/03	19:50:00	23.380 °C	55.600 %	3.564 V
000075	2014/11/03	20:00:00	23.280 °C	55.800 %	3.564 V
000077	2014/11/03	20:10:00	23.190 °C	55.900 %	3.564 V
000079	2014/11/03	20:20:00	23.090 °C	56.000 %	3.564 V
000081	2014/11/03	20:30:00	23.020 °C	56.100 %	3.564 V
000083	2014/11/03	20:40:00	22.970 °C	56.100 %	3.564 V
000085	2014/11/03	20:50:00	22.880 °C	56.200 %	3.564 V

Packet	Date	Time	Temperature	Humidity	VBat
000087	2014/11/03	21:00:00	22.830 °C	56.400 %	3.564 V
000089	2014/11/03	21:10:00	22.770 °C	56.500 %	3.564 V
000091	2014/11/03	21:20:00	22.730 °C	56.700 %	3.564 V
000093	2014/11/03	21:30:00	22.690 °C	56.800 %	3.564 V
000095	2014/11/03	21:40:00	22.650 °C	57.100 %	3.564 V
000097	2014/11/03	21:50:00	22.630 °C	57.300 %	3.564 V
000099	2014/11/03	22:00:00	22.610 °C	57.500 %	3.564 V
000101	2014/11/03	22:10:00	22.580 °C	57.700 %	3.564 V
000103	2014/11/03	22:20:00	22.540 °C	57.900 %	3.564 V
000105	2014/11/03	22:30:00	22.540 °C	58.200 %	3.564 V
000107	2014/11/03	22:40:00	22.510 °C	58.400 %	3.564 V
000109	2014/11/03	22:50:00	22.500 °C	58.600 %	3.564 V
000111	2014/11/03	23:00:00	22.470 °C	58.800 %	3.564 V
000113	2014/11/03	23:10:00	22.460 °C	59.000 %	3.564 V
000115	2014/11/03	23:20:00	22.440 °C	59.200 %	3.564 V
000117	2014/11/03	23:30:00	22.410 °C	59.200 %	3.564 V
000119	2014/11/03	23:40:00	22.400 °C	59.500 %	3.564 V
000121	2014/11/03	23:50:00	22.400 °C	59.700 %	3.564 V
000123	2014/11/04	00:00:00	22.390 °C	59.700 %	3.564 V
000125	2014/11/04	00:10:00	22.370 °C	60.000 %	3.564 V
000127	2014/11/04	00:20:00	22.360 °C	60.200 %	3.564 V
000129	2014/11/04	00:30:00	22.360 °C	60.100 %	3.564 V
000131	2014/11/04	00:40:00	22.360 °C	60.300 %	3.564 V
000133	2014/11/04	00:50:00	22.360 °C	60.400 %	3.564 V
000135	2014/11/04	01:00:00	22.350 °C	60.400 %	3.564 V
000137	2014/11/04	01:10:00	22.350 °C	60.600 %	3.564 V
000139	2014/11/04	01:20:00	22.350 °C	60.600 %	3.564 V
000141	2014/11/04	01:30:00	22.330 °C	60.700 %	3.564 V
000143	2014/11/04	01:40:00	22.330 °C	60.800 %	3.564 V
000145	2014/11/04	01:50:00	22.330 °C	61.000 %	3.564 V
000147	2014/11/04	02:00:00	22.320 °C	61.000 %	3.564 V
000149	2014/11/04	02:10:00	22.320 °C	61.200 %	3.564 V
000151	2014/11/04	02:20:00	22.300 °C	61.200 %	3.564 V
000153	2014/11/04	02:30:00	22.300 °C	61.300 %	3.564 V
000155	2014/11/04	02:40:00	22.290 °C	61.300 %	3.564 V
000157	2014/11/04	02:50:00	22.290 °C	61.500 %	3.564 V

Packet	Date	Time	Temperature	Humidity	VBat
000159	2014/11/04	03:00:00	22.280 °C	61.600 %	3.564 V
000161	2014/11/04	03:10:00	22.260 °C	61.700 %	3.564 V
000163	2014/11/04	03:20:00	22.260 °C	61.500 %	3.564 V
000165	2014/11/04	03:30:00	22.250 °C	61.600 %	3.564 V
000167	2014/11/04	03:40:00	22.240 °C	61.800 %	3.564 V
000169	2014/11/04	03:50:00	22.220 °C	61.900 %	3.564 V
000171	2014/11/04	04:00:00	22.210 °C	62.000 %	3.564 V
000173	2014/11/04	04:10:00	22.190 °C	62.100 %	3.564 V
000175	2014/11/04	04:20:00	22.190 °C	62.100 %	3.564 V
000177	2014/11/04	04:30:00	22.180 °C	62.200 %	3.564 V
000179	2014/11/04	04:40:00	22.170 °C	62.200 %	3.564 V
000181	2014/11/04	04:50:00	22.170 °C	62.200 %	3.564 V
000183	2014/11/04	05:00:00	22.150 °C	62.200 %	3.564 V
000185	2014/11/04	05:10:00	22.150 °C	62.200 %	3.564 V
000187	2014/11/04	05:20:00	22.140 °C	62.100 %	3.564 V
000189	2014/11/04	05:30:00	22.120 °C	62.300 %	3.564 V
000191	2014/11/04	05:40:00	22.120 °C	62.300 %	3.564 V
000193	2014/11/04	05:50:00	22.120 °C	62.300 %	3.564 V
000195	2014/11/04	06:00:00	22.110 °C	62.500 %	3.564 V
000197	2014/11/04	06:10:00	22.110 °C	62.500 %	3.564 V
000199	2014/11/04	06:20:00	22.110 °C	62.300 %	3.564 V
000201	2014/11/04	06:30:00	22.100 °C	62.500 %	3.564 V
000203	2014/11/04	06:40:00	22.100 °C	62.500 %	3.564 V
000205	2014/11/04	06:50:00	22.080 °C	62.600 %	3.564 V
000207	2014/11/04	07:00:00	22.080 °C	62.700 %	3.564 V
000209	2014/11/04	07:10:00	22.080 °C	62.800 %	3.564 V
000211	2014/11/04	07:20:00	22.070 °C	62.600 %	3.564 V
000213	2014/11/04	07:30:00	22.070 °C	62.800 %	3.564 V
000215	2014/11/04	07:40:00	22.060 °C	62.900 %	3.564 V
000217	2014/11/04	07:50:00	22.070 °C	62.800 %	3.564 V
000219	2014/11/04	08:00:00	22.070 °C	62.900 %	3.564 V
000221	2014/11/04	08:10:00	22.060 °C	63.000 %	3.564 V
000223	2014/11/04	08:20:00	22.070 °C	63.000 %	3.564 V
000225	2014/11/04	08:30:00	22.070 °C	63.000 %	3.564 V
000227	2014/11/04	08:40:00	22.070 °C	63.300 %	3.564 V
000233	2014/11/04	08:50:00	22.250 °C	64.200 %	3.564 V

Packet	Date	Time	Temperature	Humidity	VBat
000235	2014/11/04	09:00:00	22.510 °C	64.000 %	3.564 V
000237	2014/11/04	09:10:00	22.800 °C	63.600 %	3.564 V
000245	2014/11/04	09:20:00	23.060 °C	63.000 %	3.564 V
000247	2014/11/04	09:30:00	23.280 °C	62.200 %	3.564 V
000251	2014/11/04	09:40:00	23.430 °C	62.000 %	3.564 V
000253	2014/11/04	09:50:00	23.650 °C	61.700 %	3.564 V
000255	2014/11/04	10:00:00	23.820 °C	61.300 %	3.564 V
000257	2014/11/04	10:10:00	23.970 °C	61.000 %	3.582 V
000259	2014/11/04	10:20:00	24.120 °C	60.600 %	3.582 V
000261	2014/11/04	10:30:00	24.240 °C	60.500 %	3.582 V
000263	2014/11/04	10:40:00	24.320 °C	60.100 %	3.582 V
000265	2014/11/04	10:50:00	24.430 °C	59.600 %	3.582 V
000267	2014/11/04	11:00:00	24.530 °C	59.200 %	3.582 V
000269	2014/11/04	11:10:00	24.560 °C	59.100 %	3.582 V
000271	2014/11/04	11:20:00	24.610 °C	58.900 %	3.582 V
000273	2014/11/04	11:30:00	24.610 °C	58.900 %	3.582 V
000275	2014/11/04	11:40:00	24.650 °C	58.700 %	3.582 V
000277	2014/11/04	11:50:00	24.720 °C	58.500 %	3.582 V
000279	2014/11/04	12:00:00	24.740 °C	58.300 %	3.582 V
000281	2014/11/04	12:10:00	24.760 °C	58.100 %	3.582 V
000283	2014/11/04	12:20:00	24.690 °C	58.000 %	3.582 V
000285	2014/11/04	12:30:00	24.580 °C	58.200 %	3.582 V
000287	2014/11/04	12:40:00	24.450 °C	58.300 %	3.582 V
000289	2014/11/04	12:50:00	24.230 °C	58.800 %	3.582 V
000291	2014/11/04	13:00:00	24.010 °C	59.200 %	3.582 V
000293	2014/11/04	13:10:00	23.830 °C	59.500 %	3.582 V
000295	2014/11/04	13:20:00	23.710 °C	59.800 %	3.582 V
000297	2014/11/04	13:30:00	23.550 °C	60.100 %	3.582 V
000301	2014/11/04	13:40:00	23.580 °C	60.400 %	3.582 V
000303	2014/11/04	13:50:00	23.750 °C	60.000 %	3.582 V
000305	2014/11/04	14:00:00	23.890 °C	59.800 %	3.582 V
000307	2014/11/04	14:10:00	24.070 °C	59.400 %	3.582 V
000313	2014/11/04	14:16:58	24.200 °C	59.400 %	3.582 V

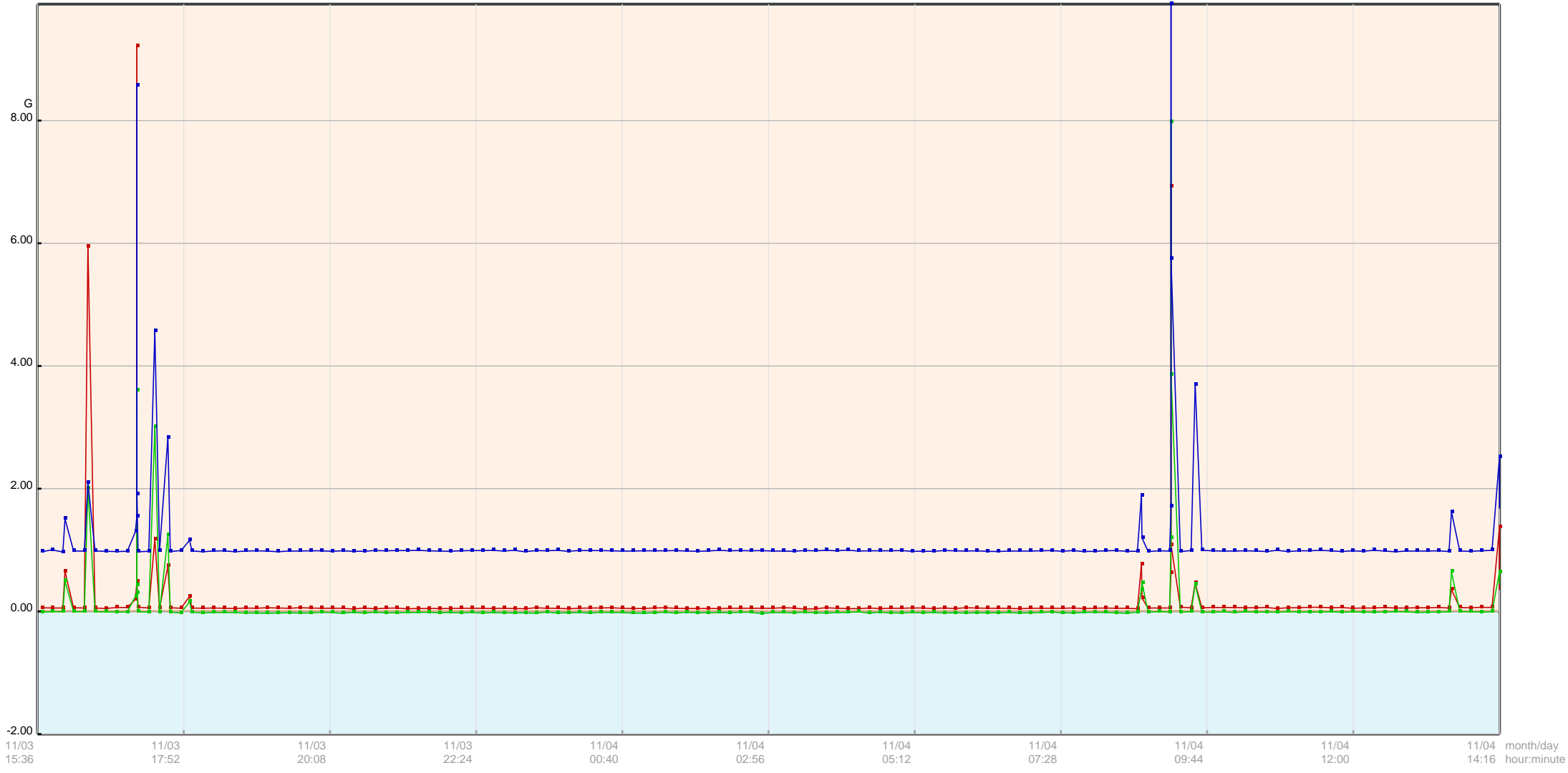
Graphs

Bloc : Periodic Acc

Ax

Ay

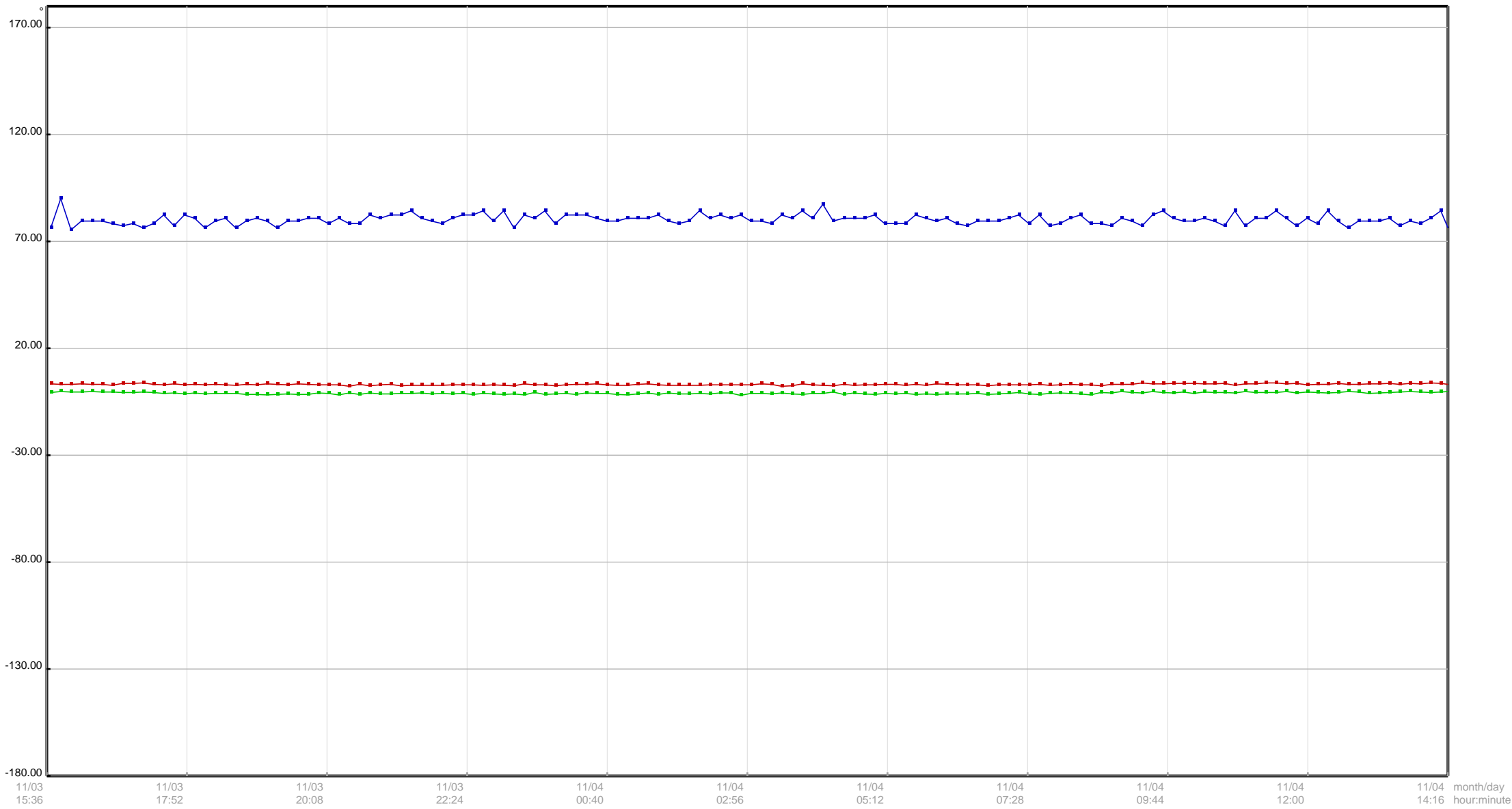
Az



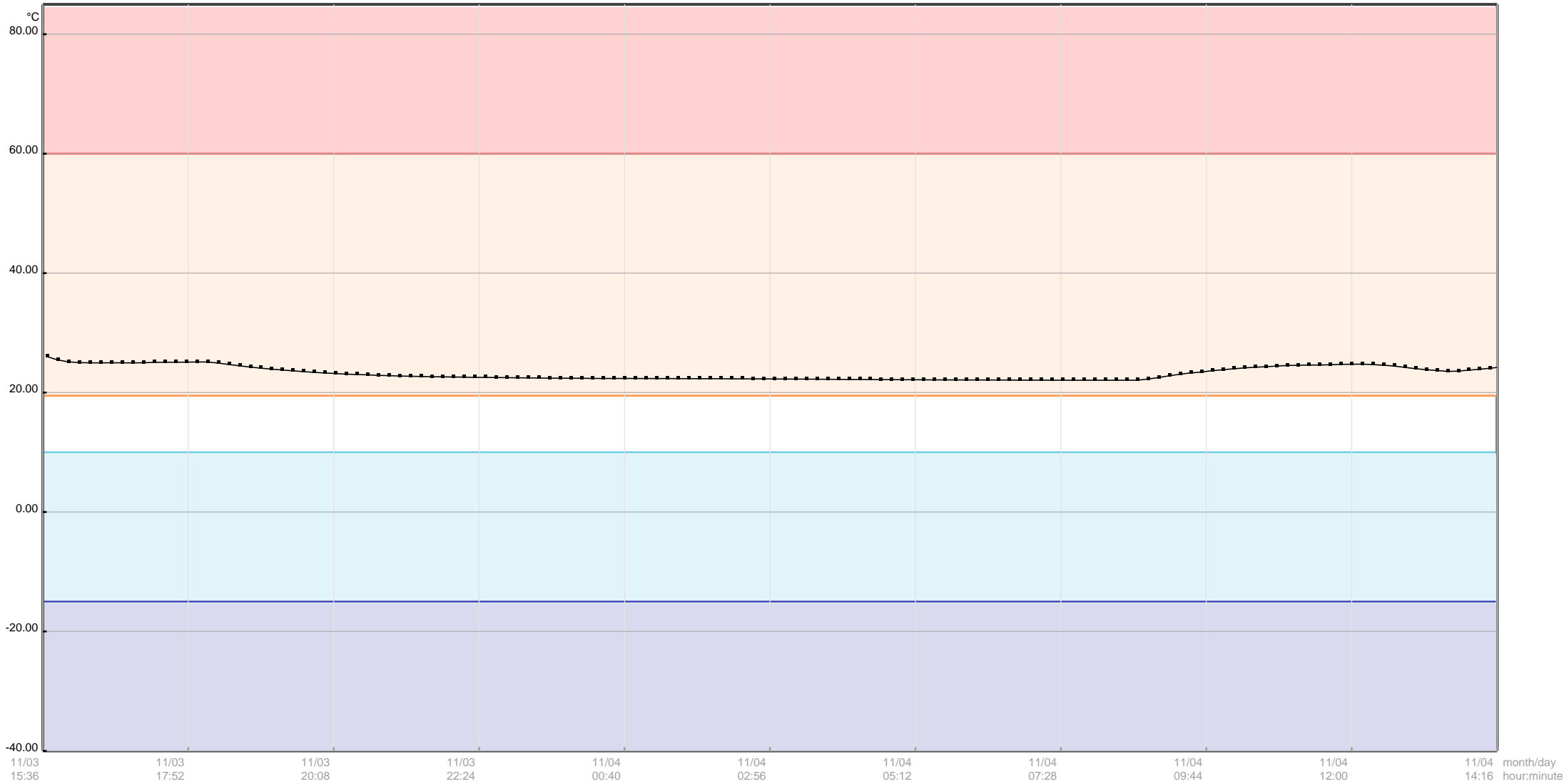
AngleX

AngleY

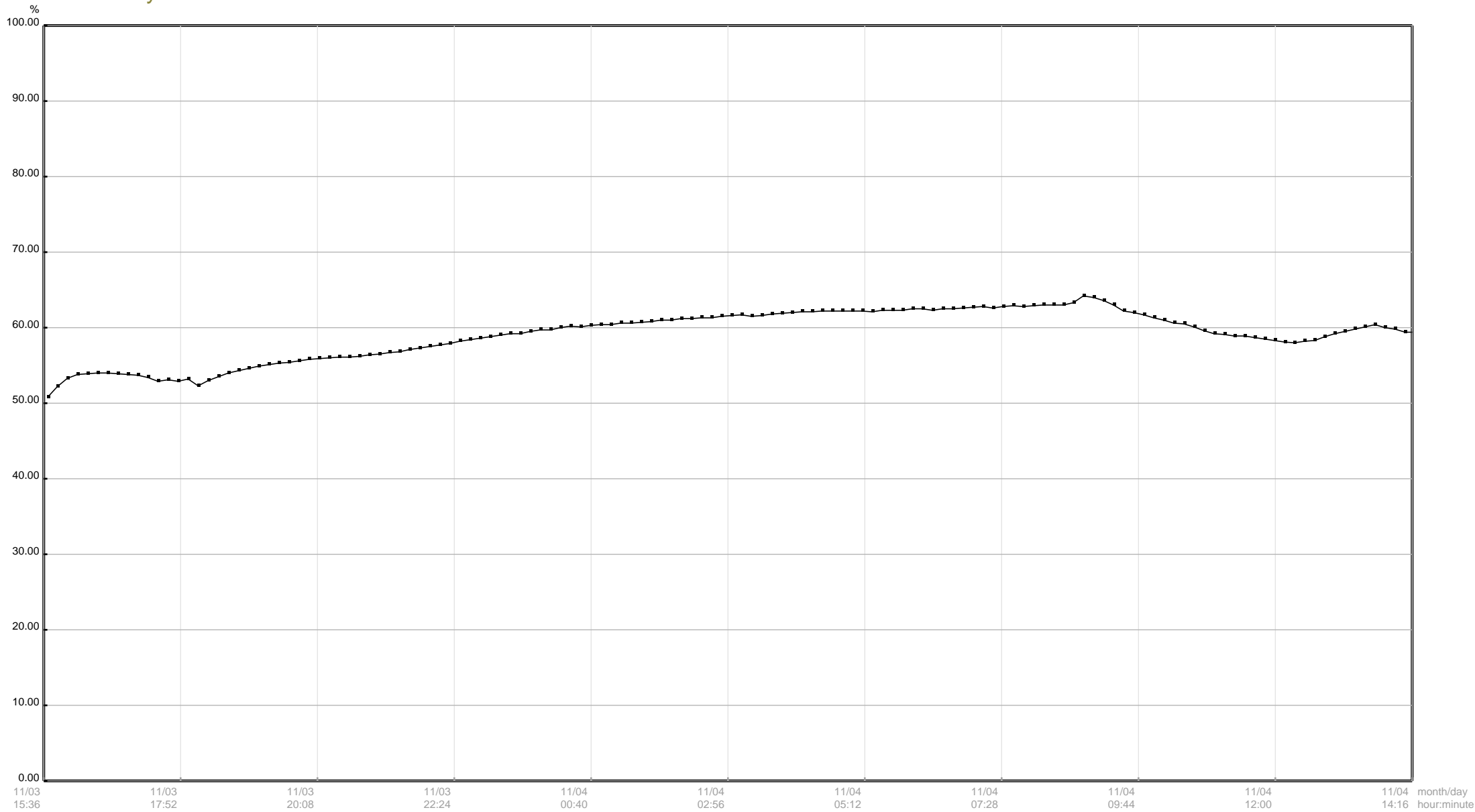
AngleZ



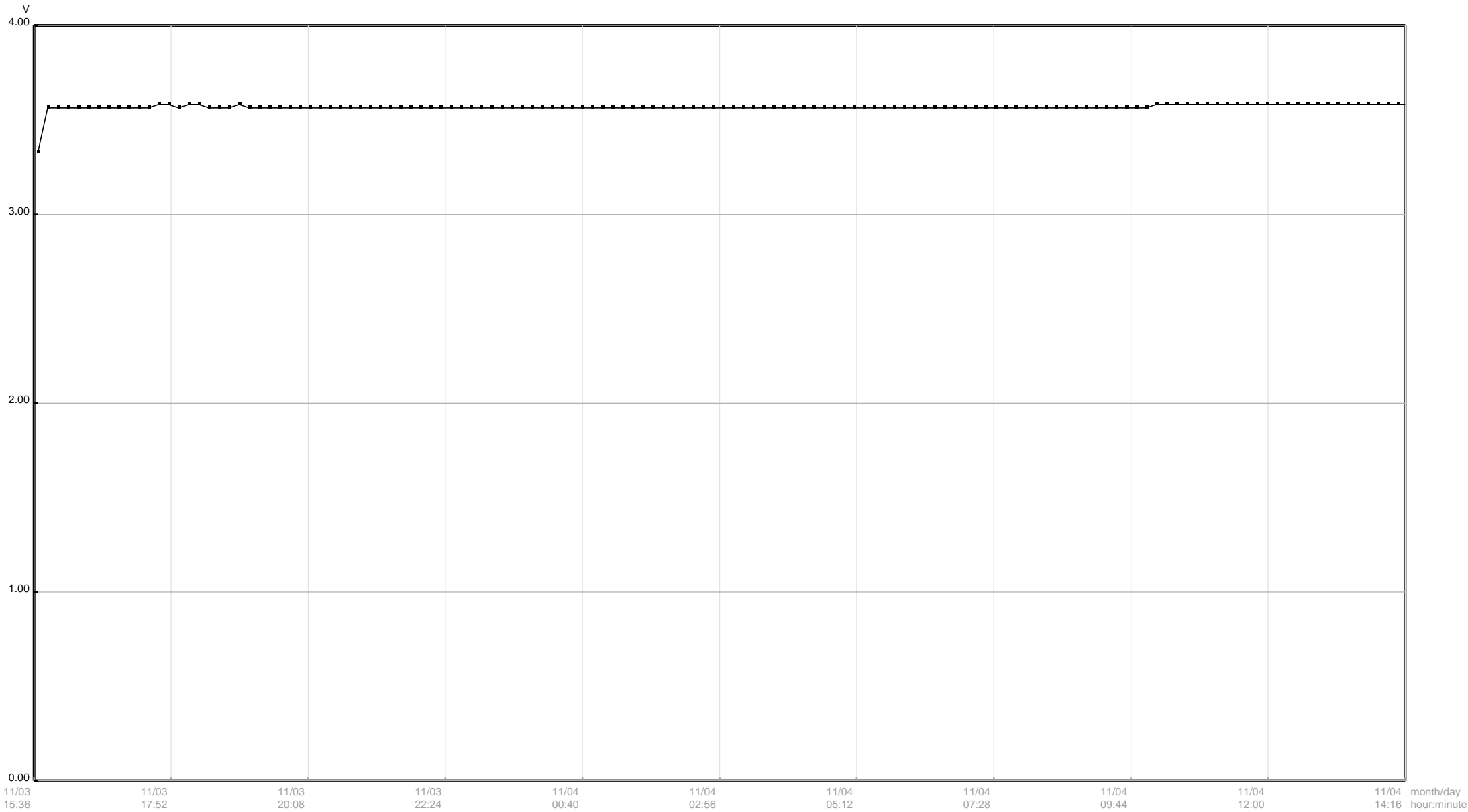
Bloc : Periodic Temp
Temperature



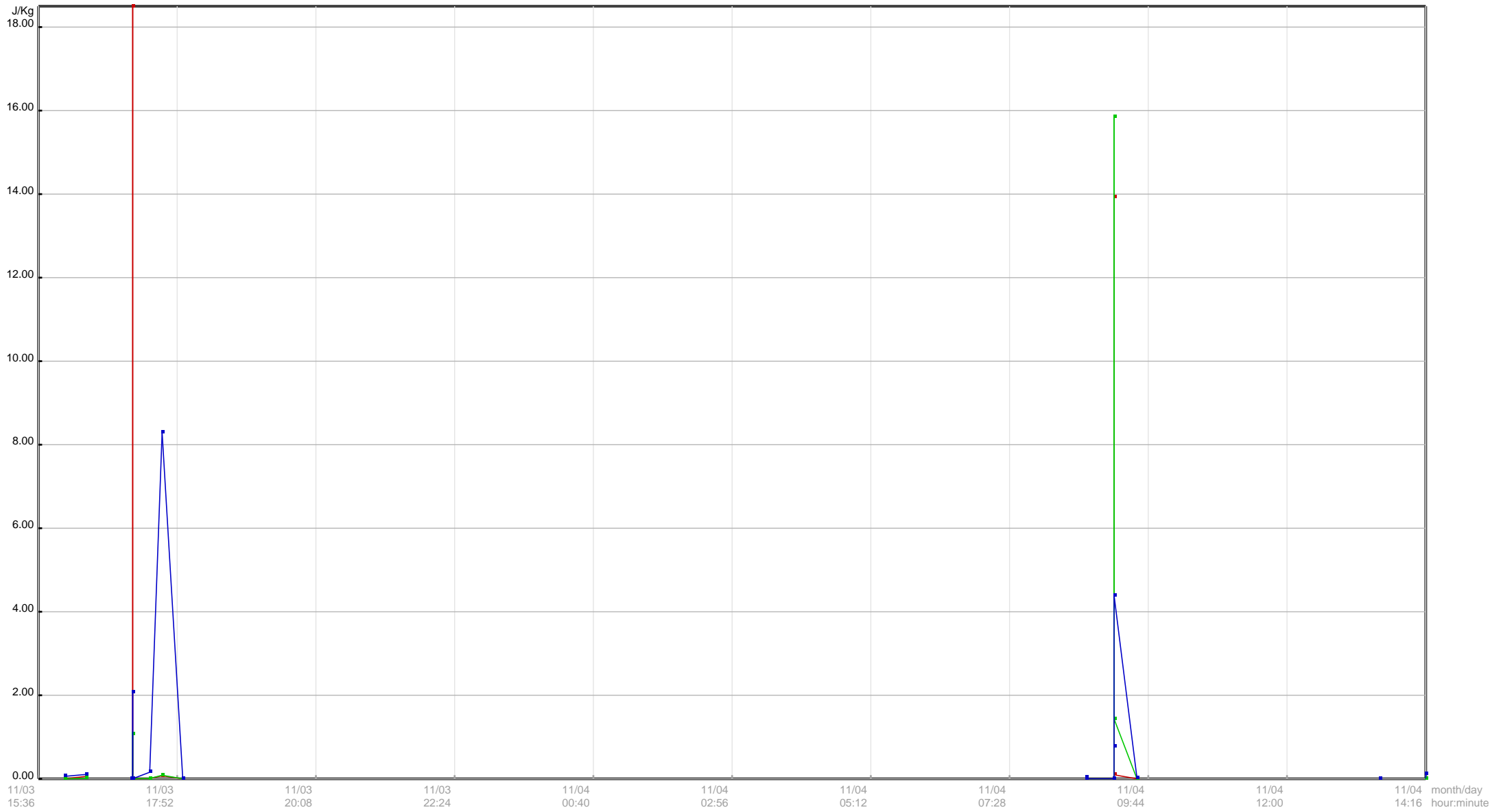
Humidity



VBat



Bloc : Energy Energy X Energy Y Energy Z



Full arrays

Bloc : Periodic Acc

Packet	Date	Time	Ax	Ay	Az	AngleX	AngleY	AngleZ
000006	2014/11/03	15:40:21	0.059 G	-0.012 G	0.972 G	3.359 °	-0.671 °	76.303 °
000008	2014/11/03	15:50:00	0.055 G	-0.004 G	1.003 G	3.135 °	-0.224 °	90.000 °
000010	2014/11/03	16:00:00	0.055 G	-0.008 G	0.968 G	3.135 °	-0.448 °	75.388 °
000014	2014/11/03	16:10:00	0.059 G	-0.008 G	0.983 G	3.359 °	-0.448 °	79.508 °
000016	2014/11/03	16:20:00	0.055 G	-0.004 G	0.983 G	3.135 °	-0.224 °	79.508 °
000020	2014/11/03	16:30:00	0.055 G	-0.008 G	0.983 G	3.135 °	-0.448 °	79.508 °
000022	2014/11/03	16:40:00	0.047 G	-0.008 G	0.979 G	2.687 °	-0.448 °	78.343 °
000024	2014/11/03	16:50:00	0.063 G	-0.012 G	0.975 G	3.583 °	-0.671 °	77.283 °
000026	2014/11/03	17:00:00	0.063 G	-0.012 G	0.979 G	3.583 °	-0.671 °	78.343 °
000036	2014/11/03	17:10:00	0.066 G	-0.008 G	0.972 G	3.808 °	-0.448 °	76.303 °
000038	2014/11/03	17:20:00	0.055 G	-0.012 G	0.979 G	3.135 °	-0.671 °	78.343 °
000042	2014/11/03	17:30:00	0.051 G	-0.020 G	0.991 G	2.911 °	-1.119 °	82.347 °
000046	2014/11/03	17:40:00	0.059 G	-0.016 G	0.975 G	3.359 °	-0.895 °	77.283 °
000048	2014/11/03	17:50:00	0.051 G	-0.023 G	0.991 G	2.911 °	-1.343 °	82.347 °
000052	2014/11/03	18:00:00	0.055 G	-0.016 G	0.987 G	3.135 °	-0.895 °	80.818 °
000054	2014/11/03	18:10:00	0.051 G	-0.023 G	0.972 G	2.911 °	-1.343 °	76.303 °
000056	2014/11/03	18:20:00	0.055 G	-0.020 G	0.983 G	3.135 °	-1.119 °	79.508 °
000058	2014/11/03	18:30:00	0.051 G	-0.020 G	0.987 G	2.911 °	-1.119 °	80.818 °
000060	2014/11/03	18:40:00	0.047 G	-0.020 G	0.972 G	2.687 °	-1.119 °	76.303 °
000062	2014/11/03	18:50:00	0.055 G	-0.027 G	0.983 G	3.135 °	-1.567 °	79.508 °
000064	2014/11/03	19:00:00	0.051 G	-0.027 G	0.987 G	2.911 °	-1.567 °	80.818 °
000066	2014/11/03	19:10:00	0.059 G	-0.031 G	0.983 G	3.359 °	-1.791 °	79.508 °
000068	2014/11/03	19:20:00	0.055 G	-0.027 G	0.972 G	3.135 °	-1.567 °	76.303 °
000070	2014/11/03	19:30:00	0.051 G	-0.023 G	0.983 G	2.911 °	-1.343 °	79.508 °
000072	2014/11/03	19:40:00	0.059 G	-0.027 G	0.983 G	3.359 °	-1.567 °	79.508 °
000074	2014/11/03	19:50:00	0.055 G	-0.027 G	0.987 G	3.135 °	-1.567 °	80.818 °
000076	2014/11/03	20:00:00	0.051 G	-0.016 G	0.987 G	2.911 °	-0.895 °	80.818 °
000078	2014/11/03	20:10:00	0.051 G	-0.020 G	0.979 G	2.911 °	-1.119 °	78.343 °
000080	2014/11/03	20:20:00	0.051 G	-0.031 G	0.987 G	2.911 °	-1.791 °	80.818 °
000082	2014/11/03	20:30:00	0.039 G	-0.016 G	0.979 G	2.239 °	-0.895 °	78.343 °
000084	2014/11/03	20:40:00	0.055 G	-0.027 G	0.979 G	3.135 °	-1.567 °	78.343 °
000086	2014/11/03	20:50:00	0.043 G	-0.016 G	0.991 G	2.463 °	-0.895 °	82.347 °
000088	2014/11/03	21:00:00	0.051 G	-0.023 G	0.987 G	2.911 °	-1.343 °	80.818 °

Packet	Date	Time	Ax	Ay	Az	AngleX	AngleY	AngleZ
000090	2014/11/03	21:10:00	0.055 G	-0.023 G	0.991 G	3.135 °	-1.343 °	82.347 °
000092	2014/11/03	21:20:00	0.043 G	-0.020 G	0.991 G	2.463 °	-1.119 °	82.347 °
000094	2014/11/03	21:30:00	0.047 G	-0.020 G	0.995 G	2.687 °	-1.119 °	84.268 °
000096	2014/11/03	21:40:00	0.047 G	-0.016 G	0.987 G	2.687 °	-0.895 °	80.818 °
000098	2014/11/03	21:50:00	0.047 G	-0.023 G	0.983 G	2.687 °	-1.343 °	79.508 °
000100	2014/11/03	22:00:00	0.047 G	-0.020 G	0.979 G	2.687 °	-1.119 °	78.343 °
000102	2014/11/03	22:10:00	0.051 G	-0.023 G	0.987 G	2.911 °	-1.343 °	80.818 °
000104	2014/11/03	22:20:00	0.051 G	-0.020 G	0.991 G	2.911 °	-1.119 °	82.347 °
000106	2014/11/03	22:30:00	0.051 G	-0.027 G	0.991 G	2.911 °	-1.567 °	82.347 °
000108	2014/11/03	22:40:00	0.047 G	-0.020 G	0.995 G	2.687 °	-1.119 °	84.268 °
000110	2014/11/03	22:50:00	0.051 G	-0.023 G	0.983 G	2.911 °	-1.343 °	79.508 °
000112	2014/11/03	23:00:00	0.047 G	-0.027 G	0.995 G	2.687 °	-1.567 °	84.268 °
000114	2014/11/03	23:10:00	0.043 G	-0.023 G	0.972 G	2.463 °	-1.343 °	76.303 °
000116	2014/11/03	23:20:00	0.059 G	-0.031 G	0.991 G	3.359 °	-1.791 °	82.347 °
000118	2014/11/03	23:30:00	0.051 G	-0.012 G	0.987 G	2.911 °	-0.671 °	80.818 °
000120	2014/11/03	23:40:00	0.051 G	-0.027 G	0.995 G	2.911 °	-1.567 °	84.268 °
000122	2014/11/03	23:50:00	0.043 G	-0.023 G	0.979 G	2.463 °	-1.343 °	78.343 °
000124	2014/11/04	00:00:00	0.051 G	-0.020 G	0.991 G	2.911 °	-1.119 °	82.347 °
000126	2014/11/04	00:10:00	0.055 G	-0.027 G	0.991 G	3.135 °	-1.567 °	82.347 °
000128	2014/11/04	00:20:00	0.055 G	-0.016 G	0.991 G	3.135 °	-0.895 °	82.347 °
000130	2014/11/04	00:30:00	0.059 G	-0.020 G	0.987 G	3.359 °	-1.119 °	80.818 °
000132	2014/11/04	00:40:00	0.051 G	-0.020 G	0.983 G	2.911 °	-1.119 °	79.508 °
000134	2014/11/04	00:50:00	0.047 G	-0.027 G	0.983 G	2.687 °	-1.567 °	79.508 °
000136	2014/11/04	01:00:00	0.047 G	-0.031 G	0.987 G	2.687 °	-1.791 °	80.818 °
000138	2014/11/04	01:10:00	0.055 G	-0.023 G	0.987 G	3.135 °	-1.343 °	80.818 °
000140	2014/11/04	01:20:00	0.059 G	-0.016 G	0.987 G	3.359 °	-0.895 °	80.818 °
000142	2014/11/04	01:30:00	0.051 G	-0.027 G	0.991 G	2.911 °	-1.567 °	82.347 °
000144	2014/11/04	01:40:00	0.047 G	-0.016 G	0.983 G	2.687 °	-0.895 °	79.508 °
000146	2014/11/04	01:50:00	0.047 G	-0.023 G	0.979 G	2.687 °	-1.343 °	78.343 °
000148	2014/11/04	02:00:00	0.047 G	-0.023 G	0.983 G	2.687 °	-1.343 °	79.508 °
000150	2014/11/04	02:10:00	0.047 G	-0.020 G	0.995 G	2.687 °	-1.119 °	84.268 °
000152	2014/11/04	02:20:00	0.051 G	-0.023 G	0.987 G	2.911 °	-1.343 °	80.818 °
000154	2014/11/04	02:30:00	0.051 G	-0.016 G	0.991 G	2.911 °	-0.895 °	82.347 °
000156	2014/11/04	02:40:00	0.051 G	-0.016 G	0.987 G	2.911 °	-0.895 °	80.818 °
000158	2014/11/04	02:50:00	0.051 G	-0.035 G	0.991 G	2.911 °	-2.015 °	82.347 °
000160	2014/11/04	03:00:00	0.051 G	-0.020 G	0.983 G	2.911 °	-1.119 °	79.508 °

Packet	Date	Time	Ax	Ay	Az	AngleX	AngleY	AngleZ
000162	2014/11/04	03:10:00	0.059 G	-0.020 G	0.983 G	3.359 °	-1.119 °	79.508 °
000164	2014/11/04	03:20:00	0.055 G	-0.023 G	0.979 G	3.135 °	-1.343 °	78.343 °
000166	2014/11/04	03:30:00	0.039 G	-0.016 G	0.991 G	2.239 °	-0.895 °	82.347 °
000168	2014/11/04	03:40:00	0.043 G	-0.023 G	0.987 G	2.463 °	-1.343 °	80.818 °
000170	2014/11/04	03:50:00	0.059 G	-0.027 G	0.995 G	3.359 °	-1.567 °	84.268 °
000172	2014/11/04	04:00:00	0.051 G	-0.020 G	0.987 G	2.911 °	-1.119 °	80.818 °
000174	2014/11/04	04:10:00	0.047 G	-0.020 G	0.999 G	2.687 °	-1.119 °	87.320 °
000176	2014/11/04	04:20:00	0.043 G	-0.008 G	0.983 G	2.463 °	-0.448 °	79.508 °
000178	2014/11/04	04:30:00	0.055 G	-0.027 G	0.987 G	3.135 °	-1.567 °	80.818 °
000180	2014/11/04	04:40:00	0.047 G	-0.016 G	0.987 G	2.687 °	-0.895 °	80.818 °
000182	2014/11/04	04:50:00	0.051 G	-0.023 G	0.987 G	2.911 °	-1.343 °	80.818 °
000184	2014/11/04	05:00:00	0.051 G	-0.027 G	0.991 G	2.911 °	-1.567 °	82.347 °
000186	2014/11/04	05:10:00	0.055 G	-0.020 G	0.979 G	3.135 °	-1.119 °	78.343 °
000188	2014/11/04	05:20:00	0.055 G	-0.023 G	0.979 G	3.135 °	-1.343 °	78.343 °
000190	2014/11/04	05:30:00	0.047 G	-0.020 G	0.979 G	2.687 °	-1.119 °	78.343 °
000192	2014/11/04	05:40:00	0.055 G	-0.027 G	0.991 G	3.135 °	-1.567 °	82.347 °
000194	2014/11/04	05:50:00	0.047 G	-0.023 G	0.987 G	2.687 °	-1.343 °	80.818 °
000196	2014/11/04	06:00:00	0.059 G	-0.027 G	0.983 G	3.359 °	-1.567 °	79.508 °
000198	2014/11/04	06:10:00	0.055 G	-0.023 G	0.987 G	3.135 °	-1.343 °	80.818 °
000200	2014/11/04	06:20:00	0.051 G	-0.023 G	0.979 G	2.911 °	-1.343 °	78.343 °
000202	2014/11/04	06:30:00	0.051 G	-0.023 G	0.975 G	2.911 °	-1.343 °	77.283 °
000204	2014/11/04	06:40:00	0.051 G	-0.020 G	0.983 G	2.911 °	-1.119 °	79.508 °
000206	2014/11/04	06:50:00	0.043 G	-0.027 G	0.983 G	2.463 °	-1.567 °	79.508 °
000208	2014/11/04	07:00:00	0.051 G	-0.023 G	0.983 G	2.911 °	-1.343 °	79.508 °
000210	2014/11/04	07:10:00	0.051 G	-0.020 G	0.987 G	2.911 °	-1.119 °	80.818 °
000212	2014/11/04	07:20:00	0.051 G	-0.012 G	0.991 G	2.911 °	-0.671 °	82.347 °
000214	2014/11/04	07:30:00	0.051 G	-0.023 G	0.979 G	2.911 °	-1.343 °	78.343 °
000216	2014/11/04	07:40:00	0.055 G	-0.027 G	0.991 G	3.135 °	-1.567 °	82.347 °
000218	2014/11/04	07:50:00	0.047 G	-0.020 G	0.975 G	2.687 °	-1.119 °	77.283 °
000220	2014/11/04	08:00:00	0.051 G	-0.016 G	0.979 G	2.911 °	-0.895 °	78.343 °
000222	2014/11/04	08:10:00	0.055 G	-0.020 G	0.987 G	3.135 °	-1.119 °	80.818 °
000224	2014/11/04	08:20:00	0.051 G	-0.023 G	0.991 G	2.911 °	-1.343 °	82.347 °
000226	2014/11/04	08:30:00	0.051 G	-0.031 G	0.979 G	2.911 °	-1.791 °	78.343 °
000228	2014/11/04	08:40:00	0.043 G	-0.012 G	0.979 G	2.463 °	-0.671 °	78.343 °
000234	2014/11/04	08:50:00	0.055 G	-0.016 G	0.975 G	3.135 °	-0.895 °	77.283 °
000236	2014/11/04	09:00:00	0.055 G	-0.004 G	0.987 G	3.135 °	-0.224 °	80.818 °

Packet	Date	Time	Ax	Ay	Az	AngleX	AngleY	AngleZ
000238	2014/11/04	09:10:00	0.055 G	-0.012 G	0.983 G	3.135 °	-0.671 °	79.508 °
000246	2014/11/04	09:20:00	0.066 G	-0.016 G	0.975 G	3.808 °	-0.895 °	77.283 °
000248	2014/11/04	09:30:00	0.059 G	-0.004 G	0.991 G	3.359 °	-0.224 °	82.347 °
000252	2014/11/04	09:40:00	0.059 G	-0.012 G	0.995 G	3.359 °	-0.671 °	84.268 °
000254	2014/11/04	09:50:00	0.063 G	-0.016 G	0.987 G	3.583 °	-0.895 °	80.818 °
000256	2014/11/04	10:00:00	0.063 G	-0.008 G	0.983 G	3.583 °	-0.448 °	79.508 °
000258	2014/11/04	10:10:00	0.063 G	-0.020 G	0.983 G	3.583 °	-1.119 °	79.508 °
000260	2014/11/04	10:20:00	0.059 G	-0.008 G	0.987 G	3.359 °	-0.448 °	80.818 °
000262	2014/11/04	10:30:00	0.059 G	-0.012 G	0.983 G	3.359 °	-0.671 °	79.508 °
000264	2014/11/04	10:40:00	0.063 G	-0.012 G	0.975 G	3.583 °	-0.671 °	77.283 °
000266	2014/11/04	10:50:00	0.047 G	-0.016 G	0.995 G	2.687 °	-0.895 °	84.268 °
000268	2014/11/04	11:00:00	0.059 G	-0.004 G	0.975 G	3.359 °	-0.224 °	77.283 °
000270	2014/11/04	11:10:00	0.059 G	-0.012 G	0.987 G	3.359 °	-0.671 °	80.818 °
000272	2014/11/04	11:20:00	0.066 G	-0.012 G	0.987 G	3.808 °	-0.671 °	80.818 °
000274	2014/11/04	11:30:00	0.066 G	-0.012 G	0.995 G	3.808 °	-0.671 °	84.268 °
000276	2014/11/04	11:40:00	0.059 G	-0.004 G	0.987 G	3.359 °	-0.224 °	80.818 °
000278	2014/11/04	11:50:00	0.063 G	-0.016 G	0.975 G	3.583 °	-0.895 °	77.283 °
000280	2014/11/04	12:00:00	0.051 G	-0.008 G	0.987 G	2.911 °	-0.448 °	80.818 °
000282	2014/11/04	12:10:00	0.055 G	-0.012 G	0.979 G	3.135 °	-0.671 °	78.343 °
000284	2014/11/04	12:20:00	0.055 G	-0.016 G	0.995 G	3.135 °	-0.895 °	84.268 °
000286	2014/11/04	12:30:00	0.063 G	-0.012 G	0.983 G	3.583 °	-0.671 °	79.508 °
000288	2014/11/04	12:40:00	0.055 G	-0.004 G	0.972 G	3.135 °	-0.224 °	76.303 °
000290	2014/11/04	12:50:00	0.055 G	-0.008 G	0.983 G	3.135 °	-0.448 °	79.508 °
000292	2014/11/04	13:00:00	0.059 G	-0.020 G	0.983 G	3.359 °	-1.119 °	79.508 °
000294	2014/11/04	13:10:00	0.059 G	-0.016 G	0.983 G	3.359 °	-0.895 °	79.508 °
000296	2014/11/04	13:20:00	0.063 G	-0.012 G	0.987 G	3.583 °	-0.671 °	80.818 °
000298	2014/11/04	13:30:00	0.055 G	-0.008 G	0.975 G	3.135 °	-0.448 °	77.283 °
000302	2014/11/04	13:40:00	0.063 G	-0.004 G	0.983 G	3.583 °	-0.224 °	79.508 °
000304	2014/11/04	13:50:00	0.059 G	-0.008 G	0.979 G	3.359 °	-0.448 °	78.343 °
000306	2014/11/04	14:00:00	0.066 G	-0.012 G	0.987 G	3.808 °	-0.671 °	80.818 °
000308	2014/11/04	14:10:00	0.063 G	-0.008 G	0.995 G	3.583 °	-0.448 °	84.268 °
000314	2014/11/04	14:16:58	0.055 G	-0.004 G	0.972 G	3.135 °	-0.224 °	76.303 °

Bloc : Periodic Temp

Packet	Date	Time	Temperature	Humidity	VBat
000005	2014/11/03	15:40:21	26.030 °C	50.800 %	3.330 V
000007	2014/11/03	15:50:00	25.480 °C	52.200 %	3.564 V
000009	2014/11/03	16:00:00	25.150 °C	53.300 %	3.564 V
000013	2014/11/03	16:10:00	25.020 °C	53.800 %	3.564 V
000015	2014/11/03	16:20:00	24.980 °C	53.900 %	3.564 V
000019	2014/11/03	16:30:00	24.970 °C	54.000 %	3.564 V
000021	2014/11/03	16:40:00	24.990 °C	54.000 %	3.564 V
000023	2014/11/03	16:50:00	24.980 °C	53.900 %	3.564 V
000025	2014/11/03	17:00:00	24.970 °C	53.800 %	3.564 V
000035	2014/11/03	17:10:00	24.990 °C	53.700 %	3.564 V
000037	2014/11/03	17:20:00	25.050 °C	53.400 %	3.564 V
000041	2014/11/03	17:30:00	25.080 °C	52.900 %	3.564 V
000045	2014/11/03	17:40:00	25.080 °C	53.100 %	3.582 V
000047	2014/11/03	17:50:00	25.090 °C	52.900 %	3.582 V
000051	2014/11/03	18:00:00	25.120 °C	53.200 %	3.564 V
000053	2014/11/03	18:10:00	25.120 °C	52.300 %	3.582 V
000055	2014/11/03	18:20:00	24.950 °C	53.000 %	3.582 V
000057	2014/11/03	18:30:00	24.710 °C	53.500 %	3.564 V
000059	2014/11/03	18:40:00	24.490 °C	54.000 %	3.564 V
000061	2014/11/03	18:50:00	24.280 °C	54.300 %	3.564 V
000063	2014/11/03	19:00:00	24.090 °C	54.600 %	3.582 V
000065	2014/11/03	19:10:00	23.930 °C	54.900 %	3.564 V
000067	2014/11/03	19:20:00	23.790 °C	55.100 %	3.564 V
000069	2014/11/03	19:30:00	23.640 °C	55.300 %	3.564 V
000071	2014/11/03	19:40:00	23.510 °C	55.400 %	3.564 V
000073	2014/11/03	19:50:00	23.380 °C	55.600 %	3.564 V
000075	2014/11/03	20:00:00	23.280 °C	55.800 %	3.564 V
000077	2014/11/03	20:10:00	23.190 °C	55.900 %	3.564 V
000079	2014/11/03	20:20:00	23.090 °C	56.000 %	3.564 V
000081	2014/11/03	20:30:00	23.020 °C	56.100 %	3.564 V
000083	2014/11/03	20:40:00	22.970 °C	56.100 %	3.564 V
000085	2014/11/03	20:50:00	22.880 °C	56.200 %	3.564 V
000087	2014/11/03	21:00:00	22.830 °C	56.400 %	3.564 V
000089	2014/11/03	21:10:00	22.770 °C	56.500 %	3.564 V
000091	2014/11/03	21:20:00	22.730 °C	56.700 %	3.564 V

Packet	Date	Time	Temperature	Humidity	VBat
000093	2014/11/03	21:30:00	22.690 °C	56.800 %	3.564 V
000095	2014/11/03	21:40:00	22.650 °C	57.100 %	3.564 V
000097	2014/11/03	21:50:00	22.630 °C	57.300 %	3.564 V
000099	2014/11/03	22:00:00	22.610 °C	57.500 %	3.564 V
000101	2014/11/03	22:10:00	22.580 °C	57.700 %	3.564 V
000103	2014/11/03	22:20:00	22.540 °C	57.900 %	3.564 V
000105	2014/11/03	22:30:00	22.540 °C	58.200 %	3.564 V
000107	2014/11/03	22:40:00	22.510 °C	58.400 %	3.564 V
000109	2014/11/03	22:50:00	22.500 °C	58.600 %	3.564 V
000111	2014/11/03	23:00:00	22.470 °C	58.800 %	3.564 V
000113	2014/11/03	23:10:00	22.460 °C	59.000 %	3.564 V
000115	2014/11/03	23:20:00	22.440 °C	59.200 %	3.564 V
000117	2014/11/03	23:30:00	22.410 °C	59.200 %	3.564 V
000119	2014/11/03	23:40:00	22.400 °C	59.500 %	3.564 V
000121	2014/11/03	23:50:00	22.400 °C	59.700 %	3.564 V
000123	2014/11/04	00:00:00	22.390 °C	59.700 %	3.564 V
000125	2014/11/04	00:10:00	22.370 °C	60.000 %	3.564 V
000127	2014/11/04	00:20:00	22.360 °C	60.200 %	3.564 V
000129	2014/11/04	00:30:00	22.360 °C	60.100 %	3.564 V
000131	2014/11/04	00:40:00	22.360 °C	60.300 %	3.564 V
000133	2014/11/04	00:50:00	22.360 °C	60.400 %	3.564 V
000135	2014/11/04	01:00:00	22.350 °C	60.400 %	3.564 V
000137	2014/11/04	01:10:00	22.350 °C	60.600 %	3.564 V
000139	2014/11/04	01:20:00	22.350 °C	60.600 %	3.564 V
000141	2014/11/04	01:30:00	22.330 °C	60.700 %	3.564 V
000143	2014/11/04	01:40:00	22.330 °C	60.800 %	3.564 V
000145	2014/11/04	01:50:00	22.330 °C	61.000 %	3.564 V
000147	2014/11/04	02:00:00	22.320 °C	61.000 %	3.564 V
000149	2014/11/04	02:10:00	22.320 °C	61.200 %	3.564 V
000151	2014/11/04	02:20:00	22.300 °C	61.200 %	3.564 V
000153	2014/11/04	02:30:00	22.300 °C	61.300 %	3.564 V
000155	2014/11/04	02:40:00	22.290 °C	61.300 %	3.564 V
000157	2014/11/04	02:50:00	22.290 °C	61.500 %	3.564 V
000159	2014/11/04	03:00:00	22.280 °C	61.600 %	3.564 V
000161	2014/11/04	03:10:00	22.260 °C	61.700 %	3.564 V
000163	2014/11/04	03:20:00	22.260 °C	61.500 %	3.564 V

Packet	Date	Time	Temperature	Humidity	VBat
000165	2014/11/04	03:30:00	22.250 °C	61.600 %	3.564 V
000167	2014/11/04	03:40:00	22.240 °C	61.800 %	3.564 V
000169	2014/11/04	03:50:00	22.220 °C	61.900 %	3.564 V
000171	2014/11/04	04:00:00	22.210 °C	62.000 %	3.564 V
000173	2014/11/04	04:10:00	22.190 °C	62.100 %	3.564 V
000175	2014/11/04	04:20:00	22.190 °C	62.100 %	3.564 V
000177	2014/11/04	04:30:00	22.180 °C	62.200 %	3.564 V
000179	2014/11/04	04:40:00	22.170 °C	62.200 %	3.564 V
000181	2014/11/04	04:50:00	22.170 °C	62.200 %	3.564 V
000183	2014/11/04	05:00:00	22.150 °C	62.200 %	3.564 V
000185	2014/11/04	05:10:00	22.150 °C	62.200 %	3.564 V
000187	2014/11/04	05:20:00	22.140 °C	62.100 %	3.564 V
000189	2014/11/04	05:30:00	22.120 °C	62.300 %	3.564 V
000191	2014/11/04	05:40:00	22.120 °C	62.300 %	3.564 V
000193	2014/11/04	05:50:00	22.120 °C	62.300 %	3.564 V
000195	2014/11/04	06:00:00	22.110 °C	62.500 %	3.564 V
000197	2014/11/04	06:10:00	22.110 °C	62.500 %	3.564 V
000199	2014/11/04	06:20:00	22.110 °C	62.300 %	3.564 V
000201	2014/11/04	06:30:00	22.100 °C	62.500 %	3.564 V
000203	2014/11/04	06:40:00	22.100 °C	62.500 %	3.564 V
000205	2014/11/04	06:50:00	22.080 °C	62.600 %	3.564 V
000207	2014/11/04	07:00:00	22.080 °C	62.700 %	3.564 V
000209	2014/11/04	07:10:00	22.080 °C	62.800 %	3.564 V
000211	2014/11/04	07:20:00	22.070 °C	62.600 %	3.564 V
000213	2014/11/04	07:30:00	22.070 °C	62.800 %	3.564 V
000215	2014/11/04	07:40:00	22.060 °C	62.900 %	3.564 V
000217	2014/11/04	07:50:00	22.070 °C	62.800 %	3.564 V
000219	2014/11/04	08:00:00	22.070 °C	62.900 %	3.564 V
000221	2014/11/04	08:10:00	22.060 °C	63.000 %	3.564 V
000223	2014/11/04	08:20:00	22.070 °C	63.000 %	3.564 V
000225	2014/11/04	08:30:00	22.070 °C	63.000 %	3.564 V
000227	2014/11/04	08:40:00	22.070 °C	63.300 %	3.564 V
000233	2014/11/04	08:50:00	22.250 °C	64.200 %	3.564 V
000235	2014/11/04	09:00:00	22.510 °C	64.000 %	3.564 V
000237	2014/11/04	09:10:00	22.800 °C	63.600 %	3.564 V
000245	2014/11/04	09:20:00	23.060 °C	63.000 %	3.564 V

Packet	Date	Time	Temperature	Humidity	VBat
000247	2014/11/04	09:30:00	23.280 °C	62.200 %	3.564 V
000251	2014/11/04	09:40:00	23.430 °C	62.000 %	3.564 V
000253	2014/11/04	09:50:00	23.650 °C	61.700 %	3.564 V
000255	2014/11/04	10:00:00	23.820 °C	61.300 %	3.564 V
000257	2014/11/04	10:10:00	23.970 °C	61.000 %	3.582 V
000259	2014/11/04	10:20:00	24.120 °C	60.600 %	3.582 V
000261	2014/11/04	10:30:00	24.240 °C	60.500 %	3.582 V
000263	2014/11/04	10:40:00	24.320 °C	60.100 %	3.582 V
000265	2014/11/04	10:50:00	24.430 °C	59.600 %	3.582 V
000267	2014/11/04	11:00:00	24.530 °C	59.200 %	3.582 V
000269	2014/11/04	11:10:00	24.560 °C	59.100 %	3.582 V
000271	2014/11/04	11:20:00	24.610 °C	58.900 %	3.582 V
000273	2014/11/04	11:30:00	24.610 °C	58.900 %	3.582 V
000275	2014/11/04	11:40:00	24.650 °C	58.700 %	3.582 V
000277	2014/11/04	11:50:00	24.720 °C	58.500 %	3.582 V
000279	2014/11/04	12:00:00	24.740 °C	58.300 %	3.582 V
000281	2014/11/04	12:10:00	24.760 °C	58.100 %	3.582 V
000283	2014/11/04	12:20:00	24.690 °C	58.000 %	3.582 V
000285	2014/11/04	12:30:00	24.580 °C	58.200 %	3.582 V
000287	2014/11/04	12:40:00	24.450 °C	58.300 %	3.582 V
000289	2014/11/04	12:50:00	24.230 °C	58.800 %	3.582 V
000291	2014/11/04	13:00:00	24.010 °C	59.200 %	3.582 V
000293	2014/11/04	13:10:00	23.830 °C	59.500 %	3.582 V
000295	2014/11/04	13:20:00	23.710 °C	59.800 %	3.582 V
000297	2014/11/04	13:30:00	23.550 °C	60.100 %	3.582 V
000301	2014/11/04	13:40:00	23.580 °C	60.400 %	3.582 V
000303	2014/11/04	13:50:00	23.750 °C	60.000 %	3.582 V
000305	2014/11/04	14:00:00	23.890 °C	59.800 %	3.582 V
000307	2014/11/04	14:10:00	24.070 °C	59.400 %	3.582 V
000313	2014/11/04	14:16:58	24.200 °C	59.400 %	3.582 V

Bloc : Shocks

Packet	Date	Time	Max Ax	Max Ay	Max Az	Duration	Acc Norm
000011	2014/11/03	16:02:02	0.648 G	0.496 G	1.508 G	37.000 ms	0.007 G
000017	2014/11/03	16:23:21	5.949 G	2.004 G	2.098 G	50.000 ms	0.026 G
000027	2014/11/03	17:07:33	0.195 G	0.246 G	1.301 G	12.000 ms	0.005 G
000029	2014/11/03	17:08:53	0.477 G	0.297 G	1.547 G	7.000 ms	0.006 G
000031	2014/11/03	17:08:56	9.207 G	3.605 G	8.566 G	1477.00 ms	0.051 G
000033	2014/11/03	17:08:57	0.480 G	0.430 G	1.914 G	5.000 ms	0.008 G
000039	2014/11/03	17:25:36	1.176 G	3.008 G	4.570 G	47.000 ms	0.022 G
000043	2014/11/03	17:37:46	0.738 G	1.238 G	2.836 G	472.000 ms	0.012 G
000049	2014/11/03	17:58:01	0.246 G	0.156 G	1.160 G	10.000 ms	0.005 G
000229	2014/11/04	08:43:45	0.766 G	0.348 G	1.891 G	25.000 ms	0.008 G
000231	2014/11/04	08:44:16	0.215 G	0.465 G	1.199 G	5.000 ms	0.005 G
000239	2014/11/04	09:11:16	0.629 G	1.191 G	1.711 G	5.000 ms	0.009 G
000241	2014/11/04	09:11:18	6.922 G	7.980 G	9.898 G	765.000 ms	0.057 G
000243	2014/11/04	09:11:19	1.086 G	3.852 G	5.742 G	332.000 ms	0.027 G
000249	2014/11/04	09:33:46	0.461 G	0.438 G	3.699 G	15.000 ms	0.015 G
000299	2014/11/04	13:32:15	0.355 G	0.648 G	1.621 G	10.000 ms	0.007 G
000309	2014/11/04	14:16:56	1.367 G	0.641 G	2.512 G	52.000 ms	0.011 G
000311	2014/11/04	14:16:58	0.348 G	0.449 G	1.676 G	12.000 ms	0.007 G

Bloc : Energy

Packet	Date	Time	Energy X	Energy Y	Energy Z	Duration	Energy Norm
000012	2014/11/03	16:02:02	0.002 J/Kg	0.001 J/Kg	0.058 J/Kg	37.000 ms	0.058 J/kg
000018	2014/11/03	16:23:21	0.057 J/Kg	0.010 J/Kg	0.104 J/Kg	50.000 ms	0.119 J/kg
000028	2014/11/03	17:07:33	0.000 J/Kg	0.000 J/Kg	0.008 J/Kg	12.000 ms	0.008 J/kg
000030	2014/11/03	17:08:53	0.000 J/Kg	0.000 J/Kg	0.003 J/Kg	7.000 ms	0.003 J/kg
000032	2014/11/03	17:08:56	18.499 J/Kg	1.064 J/Kg	2.063 J/Kg	1477.00 ms	18.644 J/kg
000034	2014/11/03	17:08:57	0.000 J/Kg	0.000 J/Kg	0.003 J/Kg	5.000 ms	0.003 J/kg
000040	2014/11/03	17:25:36	0.006 J/Kg	0.008 J/Kg	0.157 J/Kg	47.000 ms	0.157 J/kg
000044	2014/11/03	17:37:46	0.071 J/Kg	0.085 J/Kg	8.293 J/Kg	472.000 ms	8.294 J/kg
000050	2014/11/03	17:58:01	0.000 J/Kg	0.000 J/Kg	0.004 J/Kg	10.000 ms	0.004 J/kg
000230	2014/11/04	08:43:45	0.000 J/Kg	0.000 J/Kg	0.028 J/Kg	25.000 ms	0.028 J/kg
000232	2014/11/04	08:44:16	0.000 J/Kg	0.000 J/Kg	0.001 J/Kg	5.000 ms	0.001 J/kg
000240	2014/11/04	09:11:16	0.000 J/Kg	0.000 J/Kg	0.002 J/Kg	5.000 ms	0.002 J/kg
000242	2014/11/04	09:11:18	13.931 J/Kg	15.845 J/Kg	0.771 J/Kg	765.000 ms	21.112 J/kg
000244	2014/11/04	09:11:19	0.095 J/Kg	1.434 J/Kg	4.392 J/Kg	332.000 ms	4.621 J/kg
000250	2014/11/04	09:33:46	0.000 J/Kg	0.000 J/Kg	0.020 J/Kg	15.000 ms	0.020 J/kg
000300	2014/11/04	13:32:15	0.000 J/Kg	0.001 J/Kg	0.005 J/Kg	10.000 ms	0.005 J/kg
000310	2014/11/04	14:16:56	0.005 J/Kg	0.004 J/Kg	0.115 J/Kg	52.000 ms	0.116 J/kg
000312	2014/11/04	14:16:58	0.000 J/Kg	0.000 J/Kg	0.008 J/Kg	12.000 ms	0.008 J/kg

Bloc : Evènements

Packet	Date	Time	event	status	VCC	Alcaline	Lithium	Board Temp
000001	2014/11/03	15:36:30	erase_data	0.000	2.970 V	0.140 V	3.350 V	25.920 °C
000002	2014/11/03	15:38:38	boot	0.000	2.970 V	0.190 V	3.280 V	25.920 °C
000003	2014/11/03	15:40:01	boot	0.000	2.970 V	0.210 V	3.290 V	26.010 °C
000004	2014/11/03	15:40:20	start_camp	0.000	2.970 V	0.220 V	3.340 V	26.030 °C